

MAIA SALTS

Salts for matrix extraction in the use of MAIA Pesticide MultiTest.

TYPICAL FORMULA (g/ 100 g of powder)

Magnesium Sulphate Anhydrous	80.0
Sodium Acetate Anhydrous	20.0

DESCRIPTION

MAIA SALTS are salts for matrix extraction in the use of MAIA Pesticide MultiTest.

PRINCIPLE

The method of Acetylcholinesterase – Microplate Acetylcholinesterase Inhibition Assay (MAIA) – for the detection of organophosphate, organochloride and carbamate pesticides residues in hydro-acetonitrilic extracts of solid/liquid food matrices is based on testing in microtitre plates of Acetylcholinesterase (AChE) activity inhibition by pesticide molecules. The AChE is preincubated with the desiccated extract to accentuate the pesticide's inhibition effect on AChE, if present in the food matrix in examination.

PREPARATION

Preparation of liquid matrix Extract ($\Delta t \sim 20'$)

- Introduce 4 mL of liquid sample in a test tube.
- Add 4 mL of acetonitrile.
- Put the cup to the tube and shake strongly for 1' roughly (by hand or Vortex).
- Remove the cup and add 2 g of salts.
- Shake strongly for 1' roughly.
- Centrifuge at 3000 rpm per 10'. The postcentrifugation supernatant is the Extract.

Preparation of the solid matrix Extract ($\Delta t \sim 25'$)

- Mince by electric mixer an aliquot of 50 g, statistically representative of the animal or vegetal, fresh or frozen matrix.
- Introduce 4 g of minced foodstuff, 1 mL of ultrapure water and 4 mL of acetonitrile into a 10 mL tube.
- Homogenize by dispersing homogenizer for 30" roughly.
- Add 2 g of salts and put the cup to the tube.
- Shake strongly for 1' roughly.
- Centrifuge at 3000 rpm per 10'. The postcentrifugation supernatant is the Extract.

TECHNIQUE

Dispense 100 μ L of each Extract into Samples wells. Desiccate the Extracts in wells under a direct air flow, at room temperature. The desiccation time varies depending on laboratory temperature.

STORAGE

10-30°C away from light, until the expiry date on the label or until signs of deterioration or contamination are evident.

WARNING and PRECAUTIONS

The product is not classified as hazardous by current legislation and does not contain harmful substances in concentrations of $\geq 1\%$. The product must be used only by properly trained operators.

DISPOSAL of WASTE

Disposal of waste must be carried out according to national and local regulations in force.

REFERENCES

1. Anastassiades, M., S. J. Lehotay, D. Stajnbaher and F. J. Schenck. (2003). Fast and easy multiresidue method employing acetonitrile extraction/partitioning and dispersive solid-phase extraction for the determination of pesticide residues in produce. Journal of AOAC International 86(2), 412-31.
2. Ellman, G.L., K.D. Courtney, V. Andres, and R.M. Featherstone. (1961). A new and rapid colorimetric determination of acetylcholinesterase activity. Biochem. Pharmacol. 7, 88-95.



Liofilchem s.r.l.

Via Scozia, Zona industriale - 64026 Roseto degli Abruzzi (Te) Italy - Tel. +39.0858930745 - Fax +39.0858930330
Web site: <http://www.liofilchem.net> - E-mail: liofilchem@liofilchem.net

PRODUCT SPECIFICATIONS

NAME

MAIA SALTS

PRESENTATION

Dehydrated powder

STORAGE

10-30 °C

PACKAGE

Code	Content	Packaging
640001	100 g	100 g of powder in plastic bottle

USE

MAIA SALTS are salts for matrix extraction in the use of MAIA Pesticide MultiTest.

TECHNIQUE

Refer to technical sheet of the product.

APPEARANCE OF THE POWDER

Appearance: free-flowing, homogeneous.

Colour: light beige






SHELF LIFE

4 years

QUALITY CONTROL

1. Control of general characteristics, label and print
2. Visual inspection of the appearance of the powder

TABLE OF SYMBOLS

LOT	Batch code		Caution, consult accompanying documents		Manufacturer		Contains sufficient for <n> tests
REF	Catalogue number		Temperature limitation		Use by		



Liofilchem s.r.l.

Via Scozia, Zona industriale - 64026 Roseto degli Abruzzi (Te) Italy - Tel. +39.0858930745 - Fax +39.0858930330
Web site: <http://www.liofilchem.net> - E-mail: liofilchem@liofilchem.net