

MANNITOL MOTILITY TEST AGAR

Medium for differentiation of *Enterobacteriaceae*.

TYPICAL FORMULA (g/L)

Peptone	20.0
Mannitol	2.0
Potassium Nitrate	1.0
Phenol Red	0.04
Agar	5.0
Final pH	7.3 ± 0.2

DESCRIPTION

MANNITOL MOTILITY TEST AGAR is a semisolid medium used for the detection of motility of *Enterobacteriaceae*.

PRINCIPLE

Bacterial motility can be observed directly from examination of the tubes following incubation. Growth spreads out from the line of inoculation if the organism is motile. Highly motile organisms provide growth throughout the tube. Growth of non-motile organisms only occurs along the stab line.

PREPARATION

Suspend 28.0 g of powder in 1 litre of distilled or deionized water. Heat to boiling and shake until completely dissolved. Dispense in final tubers. Sterilize at 121°C for 15 minutes.

TECHNIQUE

Inoculate tubes with a pure culture by stabbing the center of the column of medium to greater than half the depth. Incubate tubes for 24-48 hours at 35 ± 2°C in an aerobic atmosphere.

STORAGE

The powder is very hygroscopic: store the powder at 10-30°C, in a dry environment, in its original container tightly closed and use it before the expiry date on the label or until signs of deterioration or contamination are evident. Store prepared media at 2-8°C.

WARNING and PRECAUTIONS

The product is not classified as hazardous by current legislation and does not contain harmful substances in concentrations of ≥1%. The product is designed for *In vitro* diagnostic use and must be used only by properly trained operators.

DISPOSAL of WASTE

Disposal of waste must be carried out according to national and local regulations in force.

REFERENCES

1. Tittsler and Sandholzer. 1936. J. Bacteriol. 31:575.
2. Holt, Krieg, Sneath, Staley and Williams (ed.). 1994. Bergey's Manual™ of determinative bacteriology, 9th ed. Williams & Wilkins, Baltimore, Md.
3. Farmer. 1999. In Murray, Baron, Pfaller, Tenover and Tenover (ed.), Manual of clinical microbiology, 7th ed. American Society for Microbiology, Washington, D.C.
4. MacFaddin. 1985. Media for isolation-cultivation-identification-maintenance of medical bacteria, vol. 1. Williams & Wilkins, Baltimore, Md.



Liofilchem s.r.l.

Via Scozia, Zona industriale - 64026 Roseto degli Abruzzi (Te) Italy - Tel. +39.0858930745 - Fax +39.0858930330
Web site: <http://www.liofilchem.net> - E-mail: liofilchem@liofilchem.net

PRODUCT SPECIFICATIONS

NAME

MANNITOL MOTILITY TEST AGAR

PRESENTATION

Dehydrated culture medium

STORAGE

10-30°C

PACKAGING

Code	Content	Packaging
610235	500 g	500 g of powder in plastic bottle
620235	100 g	100 g of powder in plastic bottle

pH OF THE MEDIUM

7.3 ± 0.2

USE

MANNITOL MOTILITY TEST AGAR is a semisolid medium used for the detection of motility of *Enterobacteriaceae*.

TECHNIQUE

Refer to technical sheet of the product.

APPEARANCE of the MEDIUM

Dehydrated medium

Appearance: fine, homogeneous.

Colour: beige

Prepared medium

Appearance: clear to slightly hazy.

Colour: Pale to light, yellow to tan.

SHELFLIFE






4 years

QUALITY CONTROL

- Control of general characteristics, label and print
- Sterility control
7 days at 25 ± 1°C, in aerobiosis
7 days at 36 ± 1°C, in aerobiosis
- Microbiological control
Inoculum for productivity: 1-10 UFC/ml
Incubation conditions: 40-48 hours at 36 ± 1°C

Microorganisms		Growth	Motility
<i>Escherichia coli</i>	ATCC 25922	Good	+
<i>Enterobacter aerogenes</i>	ATCC 13048	Good	+
<i>Klebsiella pneumoniae</i>	ATCC 13883	Good	-
<i>Salmonella typhimurium</i>	ATCC 14028	Good	+

TABLE of SYMBOLS

IVD In vitro Diagnostic Medical Device	LOT Batch code	 Manufacturer	 Contains sufficient for <n> tests
REF Catalogue number	 Temperature limitation	 Use by	 Caution, consult accompanying documents



Liofilchem s.r.l.

Via Scozia, Zona industriale - 64026 Roseto degli Abruzzi (Te) Italy - Tel. +39.0858930745 - Fax +39.0858930330
Web site: <http://www.liofilchem.net> - E-mail: liofilchem@liofilchem.net