

## TRYPTOSE BROTH

Medium for fastidious bacteria cultivation.

### TYPICAL FORMULA (g/l)

Tryptose	20.0
Sodium Chloride	5.0
Glucose	1.0
Final pH 7.2 ± 0.2	

### DESCRIPTION

TRYPTOSE BROTH is a general use medium for isolation, cultivation and maintenance of a large variety of pathogenic bacteria, including streptococci, pneumococci, meningococci; furthermore it allows *Brucella spp* cultivation and isolation.

### PRINCIPLE

Tryptose is a source of nitrogen and carbon. Glucose is a source of energy easily available for microorganisms. Sodium chloride maintains the osmotic balance of the medium.

### PREPARATION

1. Suspend 26 g of the powder in 1litre of distilled or deionized water.
2. Heat with occasional agitation to dissolve completely.
3. Autoclave at 121°C for 15 minutes.
4. Test samples of the finished product for performance using stable, typical control cultures.

### TECHNIQUE

1. Before use keep the tubes of Tryptose Broth at room temperature or at 36+/-1°C.
2. Open the tubes immediately before inoculating and discard all the opened tubes which have not been used.
3. Inoculate the specimen using a sterile loop and immediately close the tube.
4. Incubate at 36+/-1°C for 24 hours.

### INTERPRETATION OF RESULTS

Turbidity in the broth is the sign of bacterial growth.

### STORAGE

The powder is very hygroscopic: store the powder at 10-30 °C, in a dry environment, in its original container tightly closed and use it before the expiry date on the label or until signs of deterioration or contamination are evident.  
Store prepared media at 2-8°C.

### WARNING and PRECAUTIONS

The product is not classified as hazardous by current legislation and does not contain harmful substances in concentrations of ≥1%. The product is designed for *In vitro* diagnostic use and must be used only by properly trained operators.

### DISPOSAL of WASTE

Disposal of waste must be carried out according to national and local regulations in force.

### REFERENCES

1. Huddleson (1943). Brucellosis in man and animals, rev. ed. The Commonwealth Fund. New York, N.Y.
2. Casteñada (1947) Proc. Soc. Exp. Biol. Med. 64: 114.
3. McCullough, Mills, Herbst, Roessler and Brewer (1947). J. Bacteriol. 53: 5.



**Liofilchem s.r.l.**

Via Scozia-Zona industriale - 64026 Roseto degli Abruzzi Tel. +39.085.8930745 - Fax +39.085.8930330  
Web site: <http://www.liofilchem.net> E-mail: [liofilchem@liofilchem.net](mailto:liofilchem@liofilchem.net)

## PRODUCT SPECIFICATIONS

### NAME

TRYPTOSE BROTH

### PRESENTATION

Dehydrated culture medium

### PACKAGING

Code	Content	Packaging
610233	500 g	500 g of powder in plastic bottle
620233	100 g	100 g of powder in plastic bottle
6102335	5 kg	5 kg of powder in plastic bottle

### pH OF THE MEDIUM

7.2 ± 0.2

### USE

TRYPTOSE BROTH is a general use medium for isolation, cultivation and maintenance of a large variety of pathogenic bacteria, including streptococci, pneumococci, meningococci; furthermore it allows *Brucella spp* cultivation and isolation.

### TECHNIQUE

Refer to technical sheet of the product.

### APPEARANCE OF THE MEDIUM

Light amber, clear without precipitates.

### SHELF LIFE









4 years

### QUALITY CONTROL

1. Control of general characteristics, label and print
2. Sterility control  
 7 days at 25 ± 1°C, in aerobiosis  
 7 days at 36 ± 1°C, in aerobiosis
3. Microbiological control  
 Inoculum for productivity: 10-100 UFC/ml  
 Incubation conditions: 24 h at 36 ± 1°C

Microorganism		Growth
<i>Neisseria meningitidis</i>	ATCC 13090	Good
<i>Enterococcus faecalis</i>	ATCC 19433	Good
<i>Streptococcus pyogenes</i>	ATCC 19615	Good

### TABLE of SYMBOLS

 <i>In vitro</i> Diagnostic Medical Device	 Batch code	 Manufacturer	 Contains sufficient for <n> tests
 Catalogue number	 Temperature limitation	 Use by	 Caution, consult accompanying documents



**Liofilchem s.r.l.**

Via Scozia-Zona industriale - 64026 Roseto degli Abruzzi Tel. +39.085.8930745 - Fax +39.085.8930330  
 Web site: <http://www.liofilchem.net> E-mail: [liofilchem@liofilchem.net](mailto:liofilchem@liofilchem.net)