

BRAIN HEART INFUSION AGAR

General purpose medium for cultivation of fastidious, aerobic and anaerobic microorganisms.

TYPICAL FORMULA	(g/l)
Brain Heart, Infusion from	17.5
Peptone	10.0
Glucose	2.0
Sodium Chloride	5.0
Disodium Phosphate	2.5
Agar	15.0

Final pH = 7.4 ± 0.2 at 25 °C.

DIRECTIONS

Suspend 52.0 g of powder in 1 liter of distilled or deionized water. Heat until completely dissolved. Sterilize in autoclave at 121 °C for 15 minutes. Cool to 45-50 °C. Dispense in petri dishes.

DESCRIPTION

BRAIN HEART INFUSION AGAR (B.H.A.) is a medium for the cultivation of a large variety of microorganisms, including fastidious organisms, yeasts and moulds.

TECHNIQUE

Inoculate the medium with the specimen to examine using a sterile loop and incubate at 36 ± 1 °C for 24-96 hours.

QUALITY CONTROL

Dehydrated medium

Appearance: free-flowing, homogeneous.

Color: beige.

Prepared medium

Appearance: clear.

Color: light to medium amber.

Incubation conditions: 36 ± 1 °C for 24 hours.

Microorganism	ATCC	Growth
<i>Streptococcus pneumoniae</i>	6303	good
<i>Streptococcus pyogenes</i>	19615	good
<i>Staphylococcus aureus</i>	25923	good
<i>Neisseria meningitidis</i>	13090	fair

PERFORMANCE AND LIMITATIONS

Since the nutritional requirements of microorganisms are different, some strains can be encountered that fail to grow or grow poorly on this medium.

STORAGE

The powder is very hygroscopic: store the powder at 10-30 °C, in a dry environment, in its original container tightly closed and use it before the expiry date on the label or until signs of deterioration or contamination are evident.

Store prepared plates at 2-8 °C.








REFERENCES

1. Ajello, L., L.K. Georg, W. Kaplan, and L. Kaufman. 1966 "Laboratory manual for medical mycology" .
2. Onderdonk, A.B., and S.D. Allen. 1995. "Clostridium", p.574-586. Manual of clinical microbiology, 6th ed. American Society for Microbiology, Washington,.
3. NCCLS document M22-A2, 1996. Approved Standard.
4. Rosenow, E.C. 1919. Jour. Dent. Res., 1: 205-249.

PRESENTATION

Product	REF	Σ
BRAIN HEART INFUSION AGAR (9.6 l)	610007	500 g
BRAIN HEART INFUSION AGAR (1.9 l)	620007	100 g

TABLE OF SYMBOLS

LOT Batch code	 Caution, consult accompanying documents	 Manufacturer	 Contains sufficient for <n> tests	IVD In Vitro Diagnostic Medical Device
REF Catalogue number	 Fragile, handle with care	 Use by	 Temperature limitation	 Keep away from heat source



LIOFILCHEM s.r.l.

Via Scozia, Zona Ind.le - 64026, Roseto D.A. (TE) - ITALY

Phone +390858930745 Fax +390858930330

Website: www.liofilchem.net E-mail: liofilchem@liofilchem.net

