

DEXTROSE AGAR

Medium for cultivation and maintaining of microorganisms.

TYPICAL FORMULA (g/l)

Beef Extract	3.0
Tryptose	10.0
Glucose	10.0
Sodium Chloride	5.0
Agar	15.0
Final pH = 7.2 ± 0.2 at 25 °C.	

DIRECTIONS

Suspend 43.0 g of powder in 1 liter of distilled or deionized water. Heat to boiling until complete dissolution. Sterilize in autoclave at 121 °C for 15 minutes. Dispense in petri dishes.

DESCRIPTION

DEXTROSE AGAR is used for cultivating a wide variety of microorganisms with or without added blood.

TECHNIQUE

Inoculate the medium with the specimen spreading by a sterile loop and incubate at 36 ± 1 °C for 18-48 hours.

QUALITY CONTROL

Dehydrated medium

Appearance: free-flowing, homogeneous.

Color: medium beige.

Prepared medium

Appearance: slightly opalescent without significant precipitate.

Color: medium amber.

Incubation conditions: 36 ± 1 °C for 18-48 hours.

Microorganism ATCC Growth

<i>Neisseria meningitidis</i>	13090	poor
<i>Staphylococcus aureus</i>	25923	good
<i>Streptococcus pyogenes</i>	19615	good

PERFORMANCE AND LIMITATIONS

Since the nutritional requirements of microorganisms vary, some strains can be encountered that fail to grow or grow poorly on this medium.

STORAGE

The powder is very hygroscopic: store the powder at 10-30 °C, in a dry environment, in its original container tightly closed and use it before the expiry date on the label or until signs of deterioration or contamination are evident.

Store prepared plates at 2-8 °C.






REFERENCES

- Vanderzant, C., and D.F. Splittstoesser (1992). Compendium of methods for microbiological examination, 3rd ed.
- MacFadding (1985). Media for isolation-cultivation-identification-maintenance of medical bacteria, vol. 1, p. 802-804.

PRESENTATION

Product	REF	Σ
DEXTROSE AGAR (11.6 l)	610002	500 g
DEXTROSE AGAR (2.3 l)	620002	100 g

TABLE OF SYMBOLS

LOT Batch code	 Caution, consult accompanying documents	 Manufacturer	 Contains sufficient for <n> tests	IVD In Vitro Diagnostic Medical Device
REF Catalogue number	 Fragile, handle with care	 Use by	 Temperature limitation	 Keep away from heat source



LIOFILCHEM s.r.l.

Via Scozia, Zona Ind.le - 64026, Roseto D.A. (TE) - ITALY

Phone +390858930745 Fax +390858930330

Website: www.liofilchem.net E-mail: liofilchem@liofilchem.net

