

KF Streptococcal + TTC Agar

Selective medium for detection of enterococci from clinical specimens and environmental samples.

TYPICAL FORMULA	(g/l)
Proteose Peptone	10.0
Yeast Extract	10.0
Sodium Chloride	5.0
Sodium Glycerophosphate	10.0
Maltose	20.0
Lactose	1.0
Sodium Azide	0.04
Bromocresol Purple	0.015
Triphenyltetrazolium Chloride	0.1
Agar	15.0
Final pH 7.2 ± 0.2	

DESCRIPTION

KF Streptococcal + TTC Agar is a selective medium used for the isolation of faecal streptococci.

This medium complies with the recommendations given by APHA for monitoring of water and food quality to assess faecal contamination.

PRINCIPLE

Proteose peptone provides amino acids, nitrogen, carbon, vitamins and minerals for organisms growth. Yeast extract is a source of vitamins, particularly of B-group. Sodium chloride maintains the osmotic balance of the medium. Sodium glycerophosphate is a buffering agent. Maltose and lactose are the fermentable carbohydrates. Sodium azide is the selective agent inhibiting contaminant flora. Bromocresol purple is the pH indicator. Triphenyltetrazolium chloride (TTC) is reduced by enterococci to give formazan, an insoluble red compound. Agar is the solidifying agent.

TECHNIQUE

Prepare dilutions of the environmental sample taking into account the degree of pollution present. Inoculate the slant by streaking with a S-shaped motion. Incubate aerobically at 35 ± 2°C for 48 hours.

INTERPRETATION OF RESULTS

Enterococci will appear as red or pink colonies mostly surrounded by a yellow zone.

Further tests must be made to confirm the identity of the organisms isolated.

STORAGE

10-25°C away from light, until the expiry date on the label or until signs of deterioration or contamination are evident.

WARNING AND PRECAUTIONS

The product does not contain hazardous substances in concentrations exceeding the limits set by current legislation and therefore is not classified as dangerous. It is nevertheless recommended to consult the safety data sheet for its correct use. The product is designed for professional use only and must be used by properly trained operators.

DISPOSAL OF WASTE

Disposal of waste must be carried out according to the national and local regulations in force.

REFERENCES

1. American Public Health Association (1992) Compendium of methods for the microbiological examination of foods. 3rd ed.
2. American Public Health Association (1998) American Water Works Association and Water Pollution Control Federation: Standard Methods for the Examination of Water and Wastewater. 20th ed. Washington, D.C.
3. Kenner B.A., Clark H.F. and Kabler F.W. (1960) Faecal streptococci. II. Quantification of streptococci in faeces. Am J Publ. Health 50:1553-1559.
4. Kenner B.A., Clark H.F. and Kabler F.W. (1961) Faecal streptococci. I. Cultivation and enumeration of streptococci in surface waters. App Microbiol 9:15-20.



PRODUCT SPECIFICATIONS

NAME

KF Streptococcal + TTC Agar

PRESENTATION

Glass slant tubes containing 9 ml of medium

STORAGE

10-25°C

PACKAGING

Ref.	Content	Packaging
30010	10 x 9 ml tubes	10 tubes in cardboard box
31010	20 x 9 ml tubes	20 tubes in cardboard box

pH OF THE MEDIUM

7.2 ± 0.2

USE

KF Streptococcal + TTC Agar is a selective medium used for the isolation a of faecal streptococci

TECHNIQUE

Refer to technical sheet of the product

APPEARANCE OF THE MEDIUM

Appearance: very slightly to slightly opalescent
Colour: light purple

SHELF LIFE








1 year

QUALITY CONTROL

- Control of general characteristics, label and print
- Sterility control
7 days at 22 ± 2°C, in aerobiosis
7 days at 35 ± 2°C, in aerobiosis
- Microbiological control
Inoculum for productivity: ≤10 CFU
Inoculum for selectivity: >100 CFU
Incubation Conditions: 35 ± 2°C for 46-48 h

Microorganism		Growth	Colony colour
<i>Enterococcus faecalis</i>	ATCC® 19433	Good	Red to pink
<i>Enterococcus faecalis</i>	ATCC® 29212	Good	Red to pink
<i>Escherichia coli</i>	ATCC® 25922	Inhibited	---

TABLE OF SYMBOLS

LOT Batch code	IVD <i>In vitro</i> Diagnostic Medical Device	 Manufacturer	 Use by	 Fragile, handle with care
REF Catalogue number	 Temperature limitation	 Contains sufficient for <n> tests	 Caution, consult instruction for use	 Do not reuse



LIOFILCHEM® S.r.l.

Via Scozia, Zona Ind.le - 64026, Roseto degli Abruzzi (TE) - ITALY
Tel +39 0858930745 Fax +39 0858930330 Website: www.liofilchem.net E-mail: liofilchem@lioilchem.net